

Generator set data sheet



Model: C44 D5L (B3.3)
Frequency: 50 Hz
Fuel type: Diesel

Spec sheet:	S-6282-EN
Noise data sheet (open):	MSP-3031
Airflow data sheet:	MCP-2027

Fuel consumption	Standby				Prime			
	kVA (kW)				kVA (kW)			
Ratings	44 (35)				40 (32)			
Load	1/4	1/2	3/4	Full	1/4	1/2	3/4	Full
US gph	1.0	1.4	2.2	2.6	1.0	1.3	2.1	2.6
L/hr	3.9	5.4	8.4	9.9	3.8	5.1	8.0	9.7

Engine	Standby rating	Prime rating
Engine manufacturer	Cummins	
Engine model	4BTAA3.3-G13	
Configuration	In-line, 4 cylinder diesel	
Aspiration	Turbocharged and after-cooled	
Gross engine power output, kWm	62.6	58
BMEP at set rated load, kPa	1538	1428
Bore, mm	95	
Stroke, mm	115	
Rated speed, rpm	1500	
Piston speed, m/s	5.75	
Compression ratio	19:1	
Lube oil capacity, L	8	
Overspeed limit, rpm	1650	
Regenerative power, kW	N/A	
Governor type	Mechanical as standard	
Starting voltage	12 V DC	

Fuel flow	
Maximum fuel flow, L/hr	45
Maximum fuel inlet restriction, mm Hg (clean filter)	101.6
Maximum fuel inlet temperature, °C	70

Air	Standby rating	Prime rating
Combustion air, m ³ /min	4.64	4.19
Maximum air cleaner restriction, kPa	2.5	

Exhaust

Exhaust gas flow at set rated load, m ³ /min	10.64	9.76
Exhaust gas temperature, °C	491	483
Maximum exhaust back pressure, kPa	10	

Standard set-mounted radiator cooling

Ambient design, °C @ 12.7mm H ₂ O	55	
Fan load, kW _m	2 +/- 1	
Coolant capacity (with radiator), L	10.3	
Cooling system air flow, m ³ /sec @ 12.7 mm H ₂ O	1.611	
Total heat rejection, Btu/min	1744	1560
Maximum cooling air flow static restriction, mm H ₂ O	25.4	

Weights

	Open	Enclosed
Unit dry weight, kg (standard skid)	922	1236 / 1202**
Unit wet weight, kg (standard skid)	1010	1414 / 1328**
Unit dry weight, kg (optional skid)	1140	1543
Unit wet weight, kg (optional skid)	1228	1631

**Note: Weights and dimensions are for Chassis lifting arrangement option.

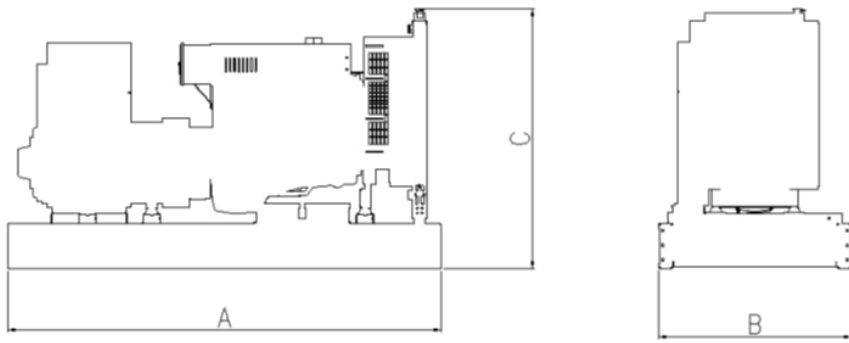
Dimensions

	Length	Width	Height
Open set dimensions (standard skid)	2050	967	1510
Enclosed set dimensions (standard skid)	2270 / 2276**	975 / 973**	1920 / 1793**
Open set dimensions (optional skid)	2270	967	1720
Enclosed set dimensions (optional skid)	2270	975	2115

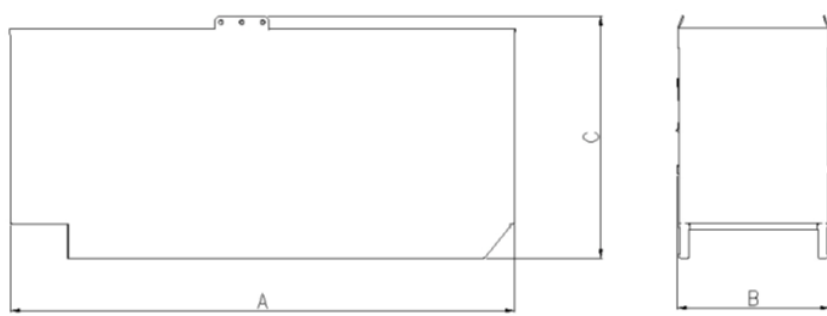
**Note: Weights and dimensions are for Chassis lifting arrangement option.

Genset outline

Open set



Enclosed set



Outlines are for illustrative purposes only. Please refer to the genset outline drawing for an exact representation of this model.

Alternator data

Connection ¹	Temp rise °C	Duty ²	Alternator	Voltage
Wye, 3-phase	163/125	S/P	UC122 4C	380-415
Wye, 3-phase	150/105	S/P	UC122 4D	380-415

Ratings definitions

Emergency Standby Power (ESP):	Limited-Time running Power (LTP):	Prime Power (PRP):	Base load (Continuous) Power (COP):
Applicable for supplying power to varying electrical load for the duration of power interruption of a reliable utility source. Emergency Standby Power (ESP) is in accordance with ISO 8528. Fuel Stop power in accordance with ISO 3046, AS 2789 and DIN 6271.	Applicable for supplying power to a constant electrical load for limited hours. Limited-Time Running Power (LTP) is in accordance with ISO 8528.	Applicable for supplying power to varying electrical load for unlimited hours. Prime Power (PRP) is in accordance with ISO 8528. Ten percent overload capability is available in accordance with ISO 3046, AS 2789 and DIN 6271.	Applicable for supplying power continuously to a constant electrical load for unlimited hours. Continuous Power (COP) is in accordance with ISO 8528, ISO 3046, AS 2789 and DIN 6271.

Formulas for calculating full load currents:

Three phase output

$$\frac{\text{kW} \times 1000}{\text{Voltage} \times 1.73 \times 0.8}$$

Single phase output

$$\frac{\text{kW} \times \text{SinglePhaseFactor} \times 1000}{\text{Voltage}}$$

For more information contact your local Cummins distributor or visit power.cummins.com




Our energy working for you.™

©2017 Cummins Inc. All rights reserved. Cummins is a registered trademark of Cummins Inc. PowerCommand, AmpSentry, InPower and "Our energy working for you." are trademarks of Cummins Inc. Other company, product, or service names may be trademarks or service marks of others. Specifications are subject to change without notice. D-6276-EN (08/20)

PROUDLY 100% AUSTRALIAN OWNED

**MACFARLANE
GENERATORS**



ESTABLISHED 1949

VICTORIA (HEAD OFFICE) REC: 691
136 Fairbank Road, Clayton South, VIC 3169 Ph: 03 9544 4222 Fax: 03 9543 7138

NEW SOUTH WALES BRANCH REC: 261624C
1 St. James Place, Seven Hills, NSW 2147 Ph: 02 9899 6699 Fax: 02 9899 8048

QUEENSLAND BRANCH REC: 72635
31 South Pine Road, Brendale, QLD 4500 Ph: 07 3205 6333 Fax: 07 3205 6344

PO Box 5176, Clayton, VIC 3168 www.macfarlanegenerators.com.au info@macgen.com
Macfarlane Generators PTY. LTD. ACN 006 849 074 ABN 74 006 849 074

SALES | SERVICE | SPARES | HIRE | NEW | USED