

## Generator set data sheet



**Model:** C110 D5 (6B)  
**Frequency:** 50  
**Fuel type:** Diesel

<b>Spec sheet:</b>	SS28-CPGK
<b>Noise data sheet (open/enclosed):</b>	ND50-CS550
<b>Airflow data sheet:</b>	AF50-550
<b>Derate data sheet (open/enclosed):</b>	TBD
<b>Transient data sheet:</b>	TD50-550

<b>Fuel consumption</b>	<b>Standby</b>				<b>Prime</b>			
	<b>kVA (kW)</b>				<b>kVA (kW)</b>			
Ratings	110 (88)				100 (80)			
Load	<b>1/4</b>	<b>1/2</b>	<b>3/4</b>	<b>Full</b>	<b>1/4</b>	<b>1/2</b>	<b>3/4</b>	<b>Full</b>
gph	1.6	2.8	4.3	6.0	1.5	2.6	4.0	5.4
L/hr	7.4	12.9	19.4	27.2	6.8	12.0	18.0	24.7

<b>Engine</b>	<b>Standby rating</b>	<b>Prime rating</b>
Engine manufacturer	Cummins	
Engine model	6BTA5.9 G5	
Configuration	Inline 6-Cylinder diesel	
Aspiration	Turbocharged and after-cooled	
Gross engine power output, kWm	102	93
BMEP at set rated load, kPa	1386	1265
Bore, mm	102	
Stroke, mm	120	
Rated speed, rpm	1500	
Piston speed, m/s	6	
Compression ratio	17.6:1	
Lube oil capacity, L	16.4	
Overspeed limit, rpm	1800	
Regenerative power, kW	8	
Governor type	Electronic	
Starting voltage	12 Volts DC	

<b>Fuel flow</b>	
Maximum fuel flow, L/hr	45
Maximum fuel inlet restriction, mm Hg	8
Maximum fuel inlet temperature, (°C)	71

<b>Air</b>	<b>Standby rating</b>	<b>Prime rating</b>
Combustion air, m <sup>3</sup> /min	7.86	7.2
Maximum air cleaner restriction, kPa	6	

<b>Exhaust</b>		
Exhaust gas flow at set rated load, m <sup>3</sup> /min	21.4	19.5
Exhaust gas temperature, °C	540	533
Maximum exhaust back pressure, kPa	10.5	

<b>Standard set-mounted radiator cooling</b>		
Ambient design, °C	54	
Fan load, kW <sub>m</sub>	5.60992	
Coolant capacity (with radiator), L	19.75	
Cooling system air flow, m <sup>3</sup> /sec @ 12.7mm H <sub>2</sub> O	3.44	
Total heat rejection, BTU/min	9259	8419
Maximum cooling air flow static restriction, mm H <sub>2</sub> O	12.7	

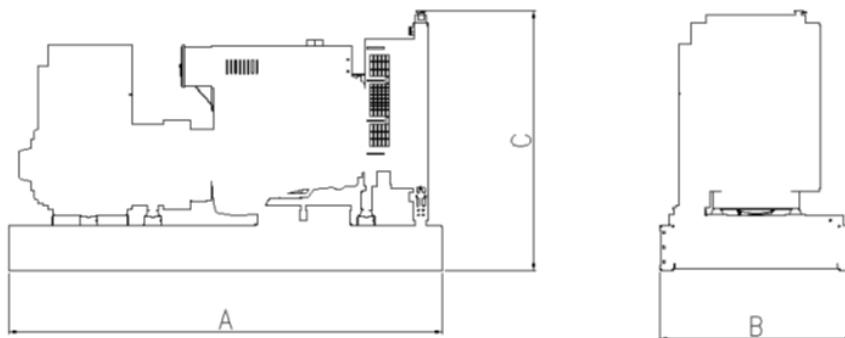
<b>Weights*</b>	<b>Open</b>	<b>Enclosed</b>
Unit dry weight, kgs	1263	1963
Unit wet weight, kgs	1574	2274

\* Weights represent a set with standard features. See outline drawing for weights of other configurations.

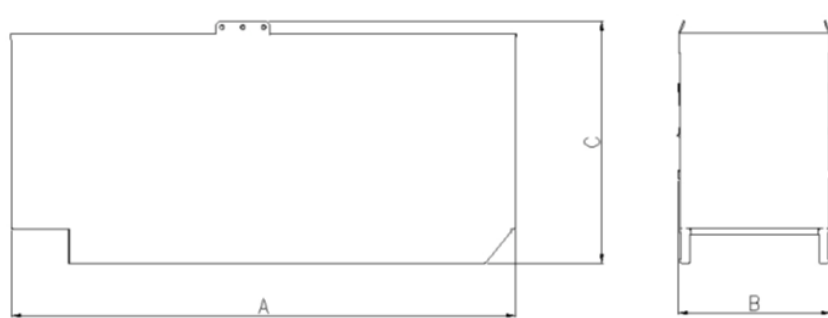
<b>Dimensions</b>	<b>Length</b>	<b>Width</b>	<b>Height</b>
Standard open set dimensions	2268	1094	1576
Enclosed set standard dimensions	3151	1142	1714

## Genset outline

### Open set



### Enclosed set



Outlines are for illustrative purposes only. Please refer to the genset outline drawing for an exact representation of this model.

## Alternator data

Connection <sup>1</sup>	Temp rise °C	Duty <sup>2</sup>	Alternator	Voltage
Wye, 3 phase	163/125	S/P	UCI274C	380-415

## Ratings definitions

Emergency Standby Power (ESP):	Limited-Time running Power (LTP):	Prime Power (PRP):	Base load (Continuous) Power (COP):
Applicable for supplying power to varying electrical load for the duration of power interruption of a reliable utility source. Emergency Standby Power (ESP) is in accordance with ISO 8528. Fuel Stop power in accordance with ISO 3046, AS 2789, DIN 6271 and BS 5514.	Applicable for supplying power to a constant electrical load for limited hours. Limited-Time Running Power (LTP) is in accordance with ISO 8528.	Applicable for supplying power to varying electrical load for unlimited hours. Prime Power (PRP) is in accordance with ISO 8528. Ten percent overload capability is available in accordance with ISO 3046, AS 2789, DIN 6271 and BS 5514.	Applicable for supplying power continuously to a constant electrical load for unlimited hours. Continuous Power (COP) in accordance with ISO 8528, ISO 3046, AS 2789, DIN 6271 and BS 5514.

## Formulas for calculating full load currents:

### Three phase output

$$\frac{\text{kW} \times 1000}{\text{Voltage} \times 1.73 \times 0.8}$$

### Single phase output

$$\frac{\text{kW} \times \text{Single Phase Factor} \times 1000}{\text{Voltage}}$$

For more information contact your local Cummins distributor or visit [power.cummins.com](http://power.cummins.com)




Our energy working for you.™

©2017 Cummins Inc. All rights reserved. Cummins is a registered trademark of Cummins Inc. PowerCommand, AmpSentry, InPower and "Our energy working for you." are trademarks of Cummins Inc. Other company, product, or service names may be trademarks or service marks of others. Specifications are subject to change without notice. DS381-CPGK (09/19)

PROUDLY 100% AUSTRALIAN OWNED

**MACFARLANE  
GENERATORS**



ESTABLISHED 1949

**VICTORIA (HEAD OFFICE)** REC: 691

136 Fairbank Road, Clayton South, VIC 3169 Ph: 03 9544 4222 Fax: 03 9543 7138

**NEW SOUTH WALES BRANCH** REC: 261624C

1 St. James Place, Seven Hills, NSW 2147 Ph: 02 9899 6699 Fax: 02 9899 8048

**QUEENSLAND BRANCH** REC: 72635

31 South Pine Road, Brendale, QLD 4500 Ph: 07 3205 6333 Fax: 07 3205 6344

PO Box 5176, Clayton, VIC 3168 [www.macfarlanegenerators.com.au](http://www.macfarlanegenerators.com.au) info@macgen.com

Macfarlane Generators PTY. LTD. ACN 006 849 074 ABN 74 006 849 074

SALES | SERVICE | SPARES | HIRE | NEW | USED