


PROUDLY 100% AUSTRALIAN OWNED

**MACFARLANE
GENERATORS**



ESTABLISHED 1949

GSW15P

VICTORIA (HEAD OFFICE) REC: 691
136 Fairbank Road, Clayton South, VIC 3169 Ph: 03 9544 4222 Fax: 03 9543 7138

NEW SOUTH WALES BRANCH REC: 261624C
1 St. James Place, Seven Hills, NSW 2147 Ph: 02 9899 6699 Fax: 02 9899 8048

QUEENSLAND BRANCH REC: 72635
31 South Pine Road, Brendale, QLD 4500 Ph: 07 3205 6333 Fax: 07 3205 6344

PO Box 5176, Clayton, VIC 3168 www.macfarlanegenerators.com.au info@macgen.com
Macfarlane Generators PTY. LTD. ACN 006 849 074 ABN 74 006 849 074



Main Features

Frequency	Hz	50
Voltage	V	230
Power factor	cos ϕ	1
Phase		1

Power Rating

Emergency Standby Power ESP	kVA	10.00
Emergency Standby Power ESP	kW	10.00
Prime power PRP	kVA	9.53
Prime power PRP	kW	9.53

Ratings definition (ISO-8528)

ESP - Emergency Standby Power:


It is the maximum power available during a variable electrical power sequence, under the stated operating conditions, for which a generating set is capable of delivering in the event of a utility power outage or under test conditions for up to 200 h of operation per year with the maintenance intervals and procedures being carried out as prescribed by the manufacturers. The permissible average power output over 24 h of operation shall not exceed 70 % of the ESP.

PRP - Prime Power:

It is defined as being the maximum power which a generating set is capable of delivering continuously whilst supplying a variable electrical load when operated for an unlimited number of hours per year under the agreed operating conditions with the maintenance intervals and procedures being carried out as prescribed by the manufacturer. The permissible average power output over 24 h of operation shall not exceed 70 % of the prime power.

Engine specifications

Engine Brand	Perkins	
Model	403D-15G	
[50Hz] Exhaust emission level	Unregulated	
Engine cooling system	Water	
Nr. of cylinder and disposition	3 in line	
Displacement	cm ³	1496
Aspiration	Natural	
Speed governor	Mechanical	
Prime gross power PRP	kW	12.2
Maximum gross power LTP ESP	kW	13.5
Oil capacity	l	6
Coolant capacity	l	6
Fuel	Diesel	
Specific fuel consumption 75% PRP	g/kWh	252
Specific fuel consumption PRP	g/kWh	248
Starting system	Electric	
Starting engine capability	kW	2
Electric circuit	V	12



Engine Equipment

Standards

The above ratings represent the engine performance capabilities to conditions specified in ISO 8528/1, ISO 3046/1:1986, BS 5514/1

Fuel system

Rotary type pump

Lube oil system

Wet steel sump with filler and dipstick

Filter

- Fuel filter
- Air filter
- Oil filter

Cooling system

- Mounted radiator
- Thermostatically-controlled system with belt driven coolant pump and pusher fan

Alternator Specifications

Alternator	Mecc Alte	
Model	ECP3-2L4C	
Voltage	V	230
Frequency	Hz	50
Power factor	cos ϕ	1
Type	Brushless	
Poles	4	
Voltage tolerance	%	1
Efficiency @ 75% load	%	79.8
Class	H	
IP protection	23	




Mechanical structure

Robust mechanical structure which permits easy access to the connections and components during routine maintenance check-ups.

Voltage regulator

Voltage regulation with DSR. The digital DSR controls the range of voltage, avoiding any possible trouble that can be made by unskilled personnel. The voltage accuracy is $\pm 1\%$ in static condition with any power factor and with speed variation between 5% and +30% with reference to the rated speed.



Windings / Excitation system

Generator stator is wound to 2/3 pitch. This eliminates triplen (3rd, 9th, 15th ...) harmonics on the voltage waveform and is found to be the optimum design for trouble-free supply of non-linear loads. The 2/3 pitch design avoids excessive neutral currents sometimes seen with higher winding pitches. MAUX (Standard): The MAUX MeccAlte Auxiliary Winding is a separate winding within the main stators that feeds the regulator. This winding enables to take an overload of 300% forced current (short circuit maintenance) for 20 seconds. This is ideal for motor starting requirements.

Insulation / Impregnation

Insulation is of class H standard. Impregnation is made with premium tropicalised epoxy resins by dipping and dripping. High voltage parts are impregnated by vacuum, so the insulation level is always very good. In the high-power models, the stator windings undergo a second insulation process. Grey protection is applied on the main and exciter stator to give enhanced protection.

Reference standards

Alternator manufactured according to , and complies with , the most common specification such as CEI 2-3, IEC 34-1, EN 60034-1, VDE 0530, BS 4999-5000, CAN/CSA-C22.2 No14-95-No100-95.

Genset equipment

BASE FRAME MADE OF WELDED STEEL PROFILE, COMPLETE WITH:

- Anti-vibration mountings properly sized
- Welded support legs



PLASTIC FUEL TANK WITH THE FOLLOWING COMPONENT:

- Filler neck
- Air breather (ventilation pipe)
- Minimum fuel level sensor



OIL DRAINING PIPE WITH CAP:

- Oil draining facilities



ENGINE COMPLETE WITH:

- Battery
- Liquids (no fuel)




CANOPY:

- Soundproof canopy made up of modular panels, realized with zinc-coated steel as treatment against corrosion and aggressive conditions, properly fixed and sealed allowing a full weatherproof enclosure.
- Easy access to the genset for maintenance purposes thanks to: Wide lateral access doors fixed by stainless steel hinges and provided with plastic lockable handles and internal perforated galvanized steel-sheet; Detachable panels, with screw holes protected by rubber tap.
- Control panel protection door provided with suitable window and lockable handle.
- Lateral air inlet opening properly protected and soundproofed. Exhaust air outlet from the roof, trough wet section protected by proper grid.
- Single detachable lifting eye placed on the roof.

SOUNDPROOF:

- Noise attenuation thanks to soundproofing material
- Efficient residential silencer placed inside the canopy



Dimensional data

Length	(L) mm	1800
Width	(W) mm	850
Height	(H) mm	1260
Dry weight	kg	745
Fuel tank capacity	l	68
Fuel tank material		Plastic



Autonomy

Fuel consumption @ 75% PRP	l/h	2.75
Fuel consumption @ 100% PRP	l/h	3.60
Running time 75% PRP	h	24.73
Running time 100% PRP	h	18.89

Noise level

Guaranteed noise level (LWA)	dB(A)	85
Noise pressure level @ 7 m	dB(A)	56



Installation data

Exhaust gas flow	m ³ /min	2.7
Exhaust gas temperature	°C	445

Electrical Data

Battery capacity	Ah	70
Max current	A	43.48
Circuit breaker	A	40

Control panel availability

MANUAL CONTROL PANEL	MCP
AUTOMATIC CONTROL PANEL	ACP

MCP - Manual control panel

Mounted on the genset and complete of: analogue instrumentation, control, protection of the generating set, protected through door with lockable handle.

INSTRUMENTATION (ANALOGUE)

- Voltmeter (1 phase)
- Ammeter (1 phase)
- Hours-counter

COMMANDS

- Start/stop selector switch with key (Glow plugs preheating function also included).
- Emergency stop button installed on canopy side.

PROTECTION WITH ALARM


- Low fuel level
- Battery charger failure
- low oil pressure
- high engine temperature
- Earth Fault.

PROTECTIONS WITH SHUTDOWN

- Low fuel level
- Battery charger failure
- low oil pressure
- high engine temperature.
- Circuit breaker protection: III poles
- Emergency stop button

OTHERS

- Panel protected through door with lockable handle.



OUT PUT PANEL MCP

Power cables connection to Circuit Breaker.

√

ACP - Automatic control panel

Mounted on the genset, complete with digital control unit for monitoring, control and protection of the generating set, protected through door with lockable handle.

DIGITAL INSTRUMENTATION

- Generating set voltage (3 phases).
- Mains voltage.
- Generating set frequency.
- Generating set current (3 phases).
- Battery voltage.
- Power (kVA - kW - kVAR).
- Power factor Cos ϕ .
- Hours-counter.
- Engine speed r.p.m.
- Fuel level (%).
- Engine temperature (depending on model)

COMMANDS AND OTHERS

- Four operation modes: OFF - Manual starting - Automatic starting - Automatic test.
- Pushbutton for forcing Mains contactor or Genset contactor.
- Push-buttons: start/stop, fault reset, up/down/page/enter selection.
- Remote starting availability.
- DC system disconnection switch.
- Acoustic alarm.
- Automatic battery charger.
- RS232 Communication port.
- Settable PASSWORD for protection level.

PROTECTIONS WITH ALARM

- Engine protections: low fuel level, low oil pressure, high engine temperature.
- Genset protections: under/over voltage, overload, under/over frequency, starting failure, under/over battery voltage

PROTECTIONS WITH SHUTDOWN

- Engine protections: low fuel level, low oil pressure, high engine temperature,
- Genset protection: under/over voltage, overload, under/over battery voltage, battery charger failure.
- Circuit breaker protection: III poles.
- Earth Fault included in the control unit.

OTHERS PROTECTIONS

- Emergency stop button.
- Panel protected through door with lockable handle.

OUT PUT PANEL ACP

Plinth row for connection from ACP to LTS panel.	√
Power cables connection to Circuit Breaker.	√



The information is aligned with the Data file at the time of download. Printed on 25/05/2023 (ID 16328)

©2023 | PR INDUSTRIAL s.r.l. | All rights reserved | Image shown may not reflect actual package. Specifications subject to change without notice

